

# Portobello America

## sintese

Color Body Glazed Porcelain Tile

Glazed Porcelain Tile | Glazed Ceramic Tile | Wall Tile



Platina

Brutalist architecture emerges from daily interactions with modernist structures that boldly exposed concrete in its raw, unfiltered form. Pure—just concrete. Its marks, its surface, its material. The Synthesis.

Inspired by iconic structures worldwide—from Boston City Hall and the Geisel Library in San Diego to the imposing forms of London's Barbican Estate, Tokyo's Nakagin ACapsule Tower, and the striking lines of La Cité Radieuse in Marseille—every trace and crack becomes a signature of design, a testament to time and craftsmanship.

Archeology as design—the evidence revealed becomes the foundation of the creative process. Every mark, every fissure, every reaction with steel, every imprint of wooden formwork tells a story.

Finally, a Synthesis. Of design, of technology, of a vision that selects and refines. Sintese is the new Portobello material—unshakable in its purest expression.


# sintese

Color Body Glazed Porcelain Tile | Glazed Porcelain Tile | Glazed Ceramic Tile | Wall Tile



48x106  
63x63  
48x48  
Formats

Off White | V4



48x106 ST NAT RECT \*  
63x63 ST NAT RECT \*  
48x48 ST NAT RECT \*  
24x48 NAT RECT  
12x24 NAT RECT

Single Bullnose  
3x12 NAT RECT

Platina | V4



48x106 ST NAT RECT \*  
63x63 ST NAT RECT \*  
48x48 ST NAT RECT \*  
24x48 NAT RECT  
12x24 NAT RECT

Single Bullnose  
3x12 NAT RECT

Grafite | V4



48x48 ST NAT RECT  
24x48 NAT RECT  
12x24 NAT RECT

Single Bullnose  
3x12 NAT RECT

Off White Elementar | V4



18x48 MATTE RECT




Off White | V4



2.5x9 MATTE PRESSED

Platina Elementar | V4



18x48 MATTE RECT



Platina | V4



2.5x9 MATTE PRESSED

Grafite Elementar | V4



18x48 MATTE RECT



Grafite | V4



2.5x9 MATTE PRESSED

Mos Facets 1.5x1.5 | V4




12x12 NAT

Mos BAU 2x3 | V4



10x12 NAT

Mos Facets 1.5x1.5 | V4




12x12 NAT

Mos BAU 2x3 | V4



10x12 NAT

Mos Facets 1.5x1.5 | V4



12x12 NAT

Mos BAU 2x3 | V4



10x12 NAT

\* Special Order

Scuba Off | V4



5.7x5.7 GLOSS-MATTE

Scuba White Rice Mix | V4



5.7x5.7 GLOSS-MATTE

Scuba Ginger Mix | V4



5.7x5.7 GLOSS-MATTE

Scuba Pistachio Mix | V4



5.7x5.7 GLOSS-MATTE

Scuba Blue Bird Mix | V4



5.7x5.7 GLOSS-MATTE

Scuba Brown Bread Mix | V4



5.7x5.7 GLOSS-MATTE

## TECH DATA

Finish	Freeze Resistant	Shade Variation	Color Body	Water Absorption	Stain Resistant	DCOF AcuTest	Chemical Resistant	Breaking Strength	Mohs Hardness
NAT 12x24/24x48	Resistant	V4	YES	≤ 0.5%	Class A	≥ 0.60	Class A	≥ 275 lbf	7
NAT 48x48   63x63   48x106	Resistant	V4	NO	≤ 0.5%	Class A	≥ 0.42	Class A	≥ 275 lbf	7
MATTE	Not Resistant	V4	NO	≤ 7%	Class A	≥ 0.42	Class A	≥ 125 lbf	7

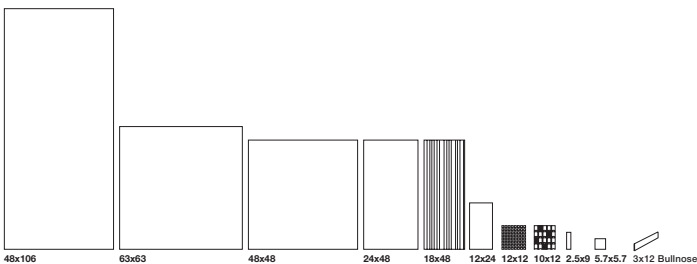
## AREAS OF USAGE

Classification	Reference Category	Suitable
Interior, Dry	ID	✓
Interior, Wet	IW	✓
Interior, Wet Plus	IW+	✓ for NAT
Exterior, Wet	EW	
Oils/Greases	O/G	

## GROUT JOINT

The recommended grout joint:	
1/8" RECT	3/16" PRESSED

## FORMATS



## MORE INFO:

Portobello America  
8701 Ditty Rd, Baxter, TN 38544

General Inquiries:  
info@portobelloamerica.com  
Phone: 931-650-5225



Platina | Platina Elementar