

Portobello America

cristallo

Color Body Glazed Porcelain Tile
Glazed Ceramic Tile
Glass

Bianco


A crystalline stone language defined by the behavior of light, not pattern alone. Cristallo translates fractured depth and fluid veining into porcelain, with finishes engineered to tune radiance from quiet matte to satin, silky touch surface with controlled sheen. The result enhances brightness, adds dimension, and brings refined clarity to interior spaces.

cristallo

Color Body Glazed Porcelain Tile | Glazed Ceramic Tile | Glass



Bianco | V2



48X48 ST NAT | POL RECT
24X48 NAT | SOFT | POL RECT
24X24 NAT | SOFT | POL RECT
12X24 NAT | POL RECT

Bianco Concavo | V2



24X48 NAT RECT

WALL
DECO

Mos Sq Bianco | V2




12X12
NAT | POL

Mos Elipse Bianco | V2



12X12 NAT

Oro | V2



24X48 NAT | SOFT | POL RECT
24X24 NAT | SOFT | POL RECT
12X24 NAT | POL RECT

Oro Concavo | V2



24X48 NAT RECT

WALL
DECO

Mos Sq Oro | V2



12X12
NAT | POL

Mos Elipse Oro | V2



12X12 NAT

Rose | V2



48X48 ST NAT | POL RECT

TECH DATA

Finish	Freeze Resistant	Shade Variation	Color Body	Water Absorption	Stain Resistant	DCOF AcuTest	Chemical Resistant	Breaking Strength	Mohs Hardness
NAT	Resistant	V2	✓ 48x48 NO	≤0.5%	Class A	≥0.42	Class A	≥ 275 lbf	7 48X48 - 6
POLI SOFT	Resistant	V2	✓ 48x48 NO	≤0.5%	Class C 48X48 - Class E	<0.42	Class A 48X48 - Class E	≥ 275 lbf	6 48X48 - 5
NAT 24X48 CONCAVO	Resistant	V2	✓	≤0.5%	Class A	N/A	Class A	≥275 lbf	7
GLASS MOSAICS	Resistant	V2	✓	≤0.5%	Class A	≥0.42	Class A	≥ 250 lbf	6

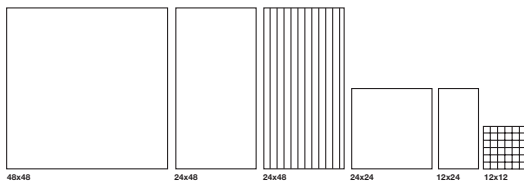
AREAS OF USAGE

Classification	Reference Category	Suitable
Interior, Dry	ID	✓
Interior, Wet	IW	✓ NAT MATTE
Interior, Wet Plus	IW+	✓ NAT Mosaics
Exterior, Wet	EW	
Oils/Greases	O/G	

GROUT JOINT

The recommended grout joint:		
1/8" RECT	3/16" PRESSED	1/16" GLASS MOSAIC

FORMATS



MORE INFO:

Portobello America
8701 Ditty Rd, Baxter, TN 38544

General Inquiries:
info@portobelloamerica.com
Phone: 931-650-5225



Oro