

Portobello America

cristallo

Color Body Glazed Porcelain Tile
Glazed Ceramic Tile
Glass

Bianco


A crystalline stone language defined by the behavior of light, not pattern alone. Cristallo translates fractured depth and fluid veining into porcelain, with finishes engineered to tune radiance from quiet matte to satin, silky touch surface with controlled sheen. The result enhances brightness, adds dimension, and brings refined clarity to interior spaces.

crystallo

Color Body Glazed Porcelain Tile | Glazed Ceramic Tile | Glass



Bianco | V2



48X48 NAT | POL RECT
24X48 NAT | SOFT | POL RECT
24X24 NAT | SOFT | POL RECT
12X24 NAT | SOFT | POL RECT

Bianco Concavo | V2



WALL
DECO

Mos Sq | V2



24X48 NAT RECT | 12X12 NAT
NAT | POL


Mos Elipse | V2



12X12 NAT

COMING
SOON

Oro | V2



24X48 NAT | SOFT | POL RECT
24X24 NAT | SOFT | POL RECT
12X24 NAT | SOFT | POL RECT

Oro Concavo | V2



WALL
DECO

Mos Sq | V2



24X48 NAT RECT | 12X12
NAT | POL

Mos Elipse | V2



12X12 NAT

COMING
SOON

Rose | V2



48X48 NAT RECT *

TECH DATA

Finish	Freeze Resistant	Shade Variation	Color Body	Water Absorption	Stain Resistant	DCOF AcuTest	Chemical Resistant	Breaking Strength	Mohs Hardness
NAT	Resistant	V2	48x48 NO	≤0.5%	Class A	≥0.42	Class A	≥275 lbf	7 48X48 - 6
POLI SOFT	Resistant	V2	48x48 NO	≤0.5%	Class C 48X48 - Class E	<0.42	Class C 48X48 - Class E	≥275 lbf	6 48X48 - 5
NAT 24X48 CONCAVO	Resistant	V2	✓	≤0.5%	Class A	N/A	Class A	≥275 lbf	7
GLASS MOSAICS	Resistant	V2	NO	≤0.5%	Class A	?	Class A	≥275 lbf	?

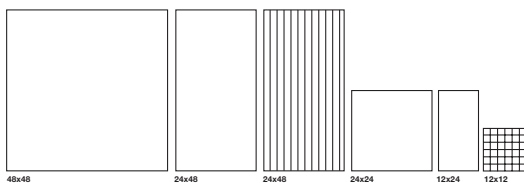
AREAS OF USAGE

Classification	Reference Category	Suitable
Interior, Dry	ID	✓
Interior, Wet	IW	✓ NAT MATTE
Interior, Wet Plus	IW+	✓ Mos NAT
Exterior, Wet	EW	
Oils/Greases	O/G	

GROUT JOINT

The recommended grout joint:	
1/8" RECT	3/16" PRESSED

FORMATS



MORE INFO:

Portobello America
8701 Ditty Rd, Baxter, TN 38544

General Inquiries:
info@portobelloamerica.com
Phone: 931-650-5225



Oro