

# Portobello America

## apalaches

Color Body Glazed Porcelain Tile | Glazed Porcelain Tile



Nude


A soft stone expression rooted in Appalachian soapstone heritage, translated into a stratified surface language that feels extracted, not printed. APALACHES brings quiet depth and crafted character into architecture, where layers, texture, and grazing light turn walls and floors into composed, tactile planes.

# apalaches

Color Body Glazed Porcelain Tile | Glazed Porcelain Tile




Off White | V3



48x106 ST NAT | EXT RECT  
48x48 ST NAT | EXT RECT  
24x48 NAT | EXT RECT  
24x24 NAT | EXT RECT  
12x24 NAT | EXT RECT


Single Bullnose  
3x12 NAT | POL RECT

Mos SQ  
Off White | V3



12x12 NAT

Off White Intaglio | V3



24X48  
NAT RECT


Nude | V3



48x106 ST NAT | EXT RECT  
48x48 ST NAT RECT  
24x48 NAT | EXT RECT  
24x24 NAT | EXT RECT  
12x24 NAT | EXT RECT

Single Bullnose  
3x12 NAT | POL RECT

Mos SQ  
Off Nude | V3




12x12 NAT

Nude Intaglio | V3



24X48  
NAT RECT


Rocha | V3



48x106 ST NAT | EXT RECT  
48x48 ST NAT | EXT RECT  
24x48 NAT | EXT RECT  
24x24 NAT | EXT RECT  
12x24 NAT | EXT RECT

Single Bullnose  
3x12 NAT

Mos SQ  
Rocha | V3



12x12 NAT

Rocha Intaglio | V3



24X48  
NAT RECT

48x106  
48x48  
Formats

## TECH DATA

Finish	Freeze Resistant	Shade Variation	Color Body	Water Absorption	Stain Resistant	DCOF AcuTest	Chemical Resistant	Breaking Strength	Mohs Hardness
NAT 48X106 48X48	Resistant	V3	NO	≤0.5%	Class A	≥0.42	Class A	≥275 lbf	7
EXT 48X48 48X106	Resistant	V3	NO	≤0.5%	Class A	≥0.65	Class A	≥275 lbf	7
NAT 48X106 48X48	Resistant	V3	✓	≤0.5%	Class A	≥0.60	Class A	≥275 lbf	7
EXT 48X48 48X106	Resistant	V3	✓	≤0.5%	Class A	≥0.65	Class A	≥275 lbf	7
EXT 24X48 INTAGLIO	Resistant	V3	✓	≤0.5%	Class A	N/A	Class A	≥250 lbf	7
3X12 MATTE	Not Resistant	V3	NO	≤7%	Class A	N/A	Class A	≥250 lbf	6

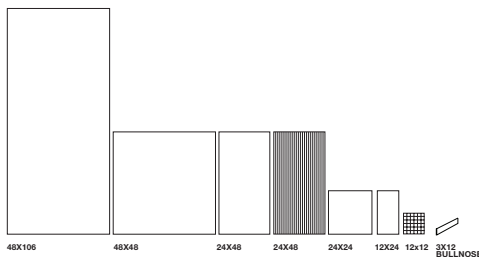
## AREAS OF USAGE

Classification	Reference Category	Suitable
Interior, Dry	ID	✓
Interior, Wet	IW	✓
Interior, Wet Plus	IW+	✓
Exterior, Wet	EW	✓ for EXT
Oils/Greases	O/G	

## GROUT JOINT

The recommended grout joint:	1/8" RECT
------------------------------	-----------


## FORMATS



## MORE INFO:

**Portobello America**  
8701 Ditty Rd, Baxter, TN 38544

**General Inquiries:**  
info@portobelloamerica.com  
Phone: 931-650-5225



Rocha