



A P A L A C H E S

Portobello
America

A P A L A C H E S

CARVED BY TIME.

REFINED BY DESIGN.

Apalaches is a soft stone expression grounded, architectural, and versatile built to move from floors to walls to decorative moments with the same calm confidence. It draws from an American material heritage and translates it through Portobello America's design lens, turning geology into a surface language that feels extracted rather than printed.



Apalaches Nude 24x24 NAT RECT



Apalaches begins with a place you can almost hear, a mountain range where stone carries memory in layers. In the Appalachians, soapstone has long been shaped by hand, slow work, quiet work, where the gesture matters as much as the material.



Apalaches Nude 48x106 NAT RECT ST



Apalaches Nude 48x48 NAT RECT
Apalaches Rocha 48x48 NAT RECT

This collection **performs a subtle transformation, it turns volume into plane, carving into surface.** The result is a stratified language where layers move through the piece like geology, wrapping the surface with depth and giving the material a composed, architectural presence. Porcelain becomes the enabler here, allowing that layered reading to remain precise, repeatable, and specification ready without losing the emotional authenticity of stone.







Available in three balanced tones, Apalaches expands flexibility across the stone category, giving designers room to compose warmth, contrast, and continuity without leaving the same material language.



48x106
48x48

48x106

Formats

Formats

COLORS



TECH DATA

Finish	Freeze Resistant	Shade Variation	Color Body	Water Absorption	Stain Resistant	DCOF AcuTest	Chemical Resistant	Breaking Strength	Mohs Hardness
NAT 12X24 24X48	Resistant	V3	√	≤0.5%	CLASS A CLASS B CLASS C	≥0.42	CLASS A CLASS B CLASS C	≥275 lbf	7
NAT 24X48 Relief	Resistant	V3	√	≤0.5%	Class A	N/A	Class A	≥275 lbf	7
NAT 48X48 48X106	Resistant	V3	N/A	≤0.5%	Class A	≥0.42	Class A	≥275 lbf	7
MATTE	Not resistant	V3	√	≤7%	Class A	≥0.42	Class A	≥ 250 lbf	7

AREAS OF USAGE

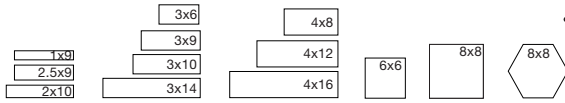
Classification	Reference Category	Suitable
Interior, Dry	ID	√
Interior, Wet	IW	√
Interior, Wet Plus	IW+	√ Mos
Exterior, Wet	EW	
Oils/Greases	O/G	

GROUT JOINT

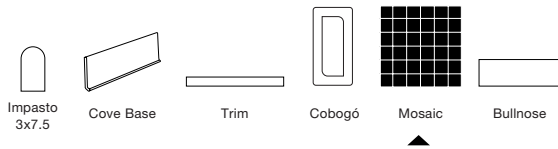
The recommended grout joint:	
1/8" RECT	3/16" PRESSED

Available Sizes
Formatos Disponibles

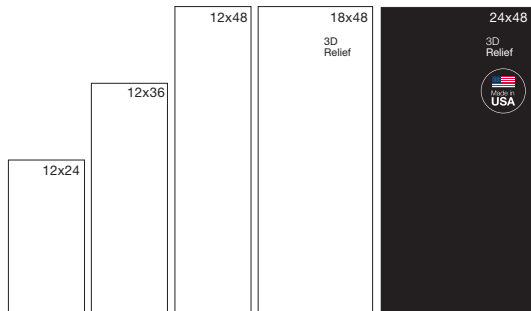
Small Formats / Wall Tile




Special Pieces



Large Format Wall Tile



Porcelain Tiles



Available Edges
Bordes Disponibles

RECTIFIED
RECTIFICADO



PRESSED
PRENSADO



Available Finishes
Acabados Disponibles

POLISHED
PULIDO



MATTE
MATE



GLOSSY
BRILLANTE



EXTERIOR
EXTERIOR



3D RELIEF
RELIEVE 3D



PROUDLY MADE IN USA

Portobello America brings design, innovation, and advanced manufacturing technology to the North American market through a brand shaped for the way this industry designs, specifies, and builds.

Guided by global research and local insight, we transform architectural vision, aesthetic expectations, and technical demands into surfaces that raise the standard for performance, precision, and responsiveness.

Manufactured in the U.S. and backed by Green Squared certification, our products give distributor partners and design professionals the confidence to move from concept to jobsite with greater speed, consistency, and assurance.



Portobello
America