

# Portobello America



## NORD.

Glazed Porcelain Tile

Cement

The Nordics express minimalism in both architecture and design, creating a language without excesses, with a lot of personality and timeless in its essence. Various Nordic design furniture icons are as current today as they were in the 1950s.

The Nord Line revisits the essential path of minimalism, from the East to Scandinavia.



# Nord

Glazed Porcelain Tile

Ris | V3



36x36 NAT RECT | #27025E  
12x24 NAT BOLD | #27693E

Single Bullnose  
3x12 NAT RECT BN #79382ET

Cement | V3



36x36 NAT RECT | #27028E  
12x24 NAT BOLD | #27692E

Single Bullnose  
3x12 NAT RECT BN #79381ET

Mos Basket 2x2 Ris | V3













12x12 NAT TEL | #79368ET

Mos Basket 2x2 Cement | V3



12x12 NAT TEL | #79367ET

## TECH DATA

									
Finish	Freeze Resistant	Shade Variation	Color Body	Water Absorption	Stain Resistant	DCOF AcuTest	Chemical Resistant	Breaking Strength	Abrasion Resistance
NAT	Resistant	V3	N/A	≤0.5%	Class A	≥0.55	Class A	≥275lbf	III

## PACKING INFO

Product Size Inches	Actual Size	THICKNESS MM	LBS/ CARTON	PCS/ CARTON	SF/ CARTON	SF/ PALLET	LBS/ PALLET	CARTON/ PALLET
2x2 Mosaic	11x11	10	34.00	10	10.00	450.00	1,579.00	45
12x24	11.85x23.82	10	70.99	8	15.71	628.40	2,884.00	40
36x36	35.37x35.37	10	85.03	2	17.32	519.60	2,595.00	30

For reference only.

## AREAS OF USAGE

Classification	Reference Category	Suitable
Interior, Dry	ID	✓
Interior, Wet	IW	✓
Interior, Wet Plus	IW+	✓ 2x2
Exterior, Wet	EW	
Oils/Greases	O/G	

## FORMATS



36X36



12x24

## GROUT JOINT

The recommended grout joint:	
1/8" RECT	3/16" BOLD



12x12



06x12 COVE BASE



03x12 BULLNOSE

## MORE INFO:



Portobello America  
1600 NW 18th Street, Suite 708  
Pompano Beach, FL 33069  
**General Inquiries:**  
info@portobelloamerica.com  
Phone: 1-954-376-6259



#WHYTILE



TCNA

